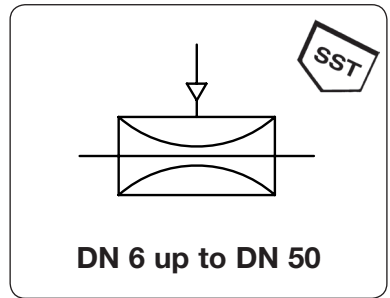


Description	The flow control valve functions as a pinch valve in a new design of housing with full flow cross-section. Since the straight valve passage has neither constrictions nor back-points, there is no danger of clogging or blockage. Frictional loss is at a minimum.
Media	compressed air, gases, liquids or other paste-like or powdery media Solids are enclosed by the flexible sleeve at shut-off.
Sleeve	Highly flexible with double woven reinforcement in eight different grades. Sleeve simple to change.
Pressures	Operating pressure: max. 4.0 bar Pilot pressure: max. 6.5 Differential pressure: max. 2.5 bar Closing pressure: $P_1 + 2.5$ bar to DN 32, $P_1 + 2$ bar from DN 40 on
Vacuum	If vacuum is greater than -100 mbar, vacuum compensation should be provided on the control side.
Accuracy	In the flow range of 0 to 70% the linearity of pilot pressure to flow is about 10% accurate.
Mounting position	any, at horizontal mounting pilot port preferably at the top
Temperature range	0 °C to max. 100 °C / 32 °F to max. 212 °F, subject to sleeve material
Material	Body: stainless steel 316L, material no. 1.4435 Sleeve: depending on selected version



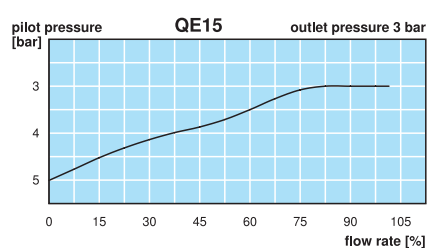
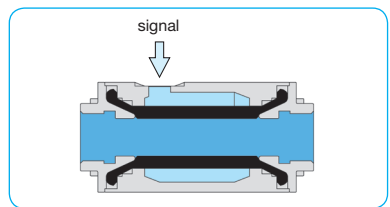
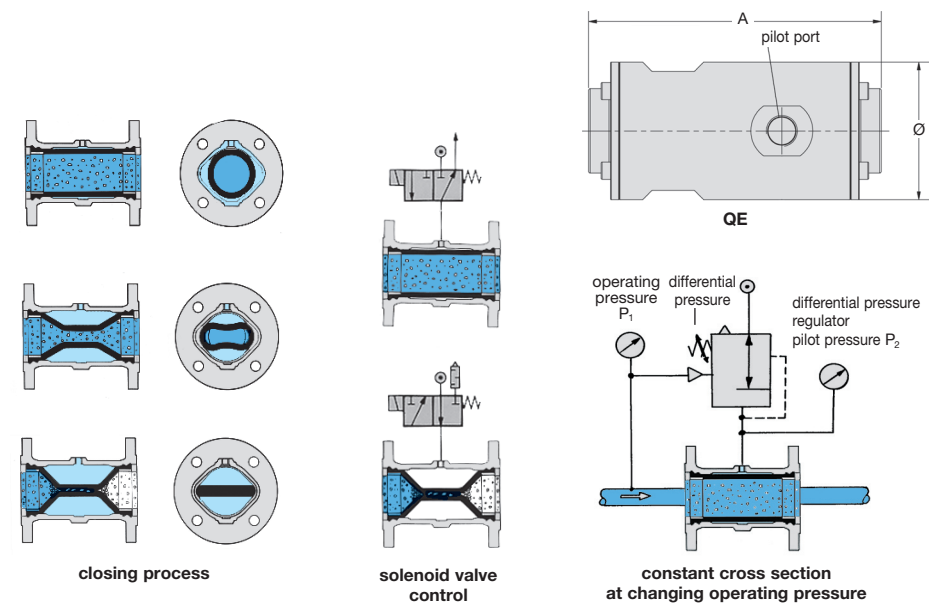
Dimensions		Nominal size	Chamber capacity	Control port	Operating pressure	Connection thread	Order number
A	Ø	DN	l	M5/G	max. bar	G	
mm	mm	DN	l	M5/G	max. bar	G	

Flow control valve							operating pressure max. 4 bar, pilot pressure max. 2.5 bar above operating pressure	QE
70	26	6	0.01	M5	4	G¼		QE06-02NR
80	38	10	0.03	M5	4	G¾		QE10-03NR
95	44	15	0.04	G½	4	G½		QE15-04NR
110	55	20	0.05	G½	4	G¾		QE20-06NR
125	60	25	0.07	G½	4	G1		QE25-08NR
140	73	32	0.10	G½	4	G1¼		QE32-10NR
150	83	40	0.13	G½	4	G1½		QE40-12NR
185	99	50	0.28	G¼	4	G2		QE50-16NR



Special options, add the appropriate letter

sleeve NR	natural rubber, black	80°C/176 °F	QE...NR
sleeve NRL	rubber, suitable for food, black	70°C/158 °F	QE...NL
sleeve NRLH	rubber, suitable for food, light	70°C/158 °F	QE...NH
sleeve NBR	nitrile rubber/Buna-N, suitable for food	80°C/176 °F	QE...NB
sleeve EPDM	ethylene-propylene rubber, suitable for food, black	100°C/212 °F	QE...EP
sleeve FKM	fluorine rubber, black	not for QE06 100°C/212 °F	QE...FK
sleeve CR	chloroprene rubber/neoprene, black	not for QE06 80°C/176 °F	QE...CR
sleeve CSM	natural rubber, chlorosulphonyl polyethylene	not for QE06 80°C/176 °F	QE...CS



For further pinch valves made of POM or aluminium see chapter for special devices www.aircom.net

Order example:
QE06-02NR